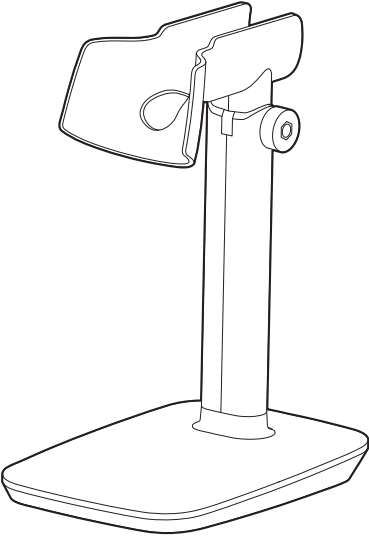


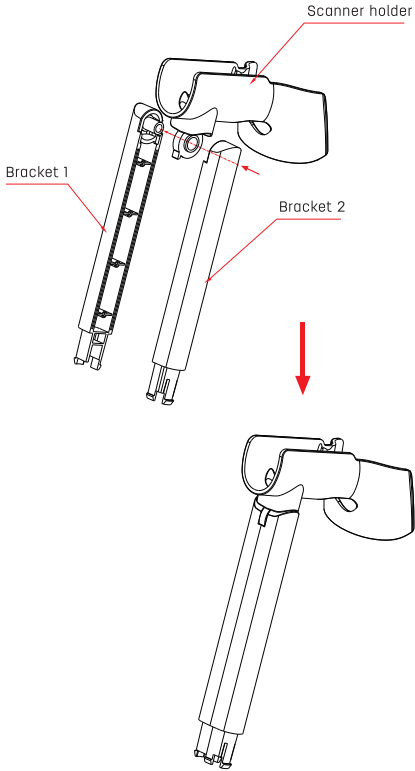
USER MANUAL



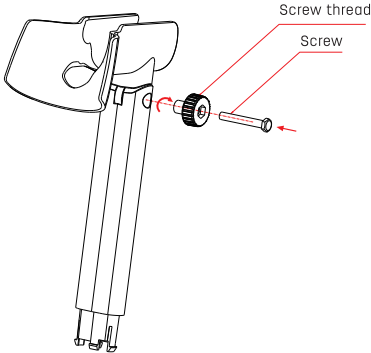
Dear customers, thank you for your purchase of our products. We are committed to providing our customers with high quality products. To ensure best performance, please read this manual carefully before use!

Assembling the stand

Put the "scanner holder" on " bracket 1"; then close " bracket 2".



Insert the "screw" into "screw thread" to fix the scanner holder and the brackets.



Insert the assembled stand into the base.

