
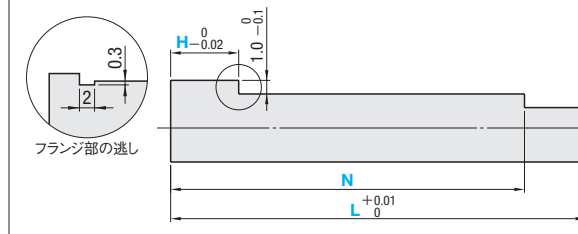


先端加工付ブロックコアピン

追加加工価格も数量スライド適用 P.49



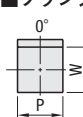
RoHS



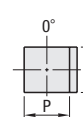
フランジ部の逃し

● ブロックコアピン精度基準詳細 P.591

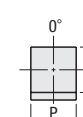
■ フランジ位置



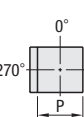
F0



F90



F180



F270

Type	材質	硬度	T公差 J・E・A・V
BCSH	SKH51	61~64HRC	±0.005
BCSR	RIGOR®	53~55HRC	
BCSV	ORVAR® SUPREME	47~49HRC	
BCSA	ORVAR® SUPREME	51~53HRC	
BCSN	NAK80	37~43HRC	±0.01

● ORVAR® SUPREME 及び RIGOR® はウッデホルム株式会社の登録商標です。

1A



2A



3A



4A



5A



6A



7A



8A



9A



10A



11A



12A



1B



2B



● E寸法精度はE±0.02となります。
E < W

● E・J寸法精度はE±0.02
J±0.02となります。
E ≤ J < W

型式		指定0.01mm単位							H	F	ℓ max.
Type	Shape	L	P	W	N	J・E・A・V	Emin.	Vmin.			
BCSH (SKH51)	1A 7A	20.00	1.00~1.99	1.00~10.00	N > L/2	P > E P > J ≥ E W > V W > A ≥ V	0.5	0.5	4	0	ℓ ≤ E × 5
	2A 8A		2.00~3.00	1.00~15.00			1.00	ℓ ≤ V × 5			
BCSR (RIGOR®)	3A 9A		3.01~5.00	1.00~20.00			1.50	ℓ ≤ V × 5			
BCSV (ORVAR® SUPREME)	4A 10A		5.01~10.00	2.00~20.00			2.50	ℓ ≤ 5			
BCSA (ORVAR® SUPREME)	5A 11A		10.01~15.00	2.00~20.00			5.00	(P < 2 or W < 2)			
BCSN (NAK80)	6A 12A		15.01~20.00	3.01~20.00			7.50				
	1B 2B			1.50							

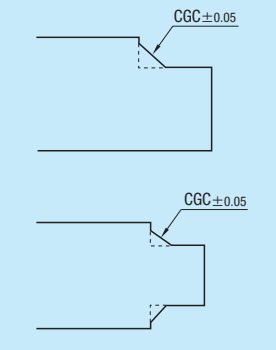
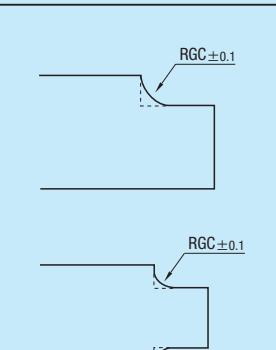
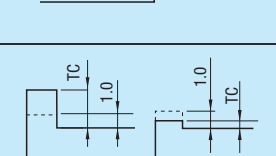
● ORVAR® SUPREME 及び RIGOR® はウッデホルム株式会社の登録商標です。
* P < 2.00 → L ≤ 50.00 W < 2.00 → L ≤ 50.00 BCSRは、W ≤ 3.49 → L ≤ 50.00

Order 注文例
型式 - L - P - W - N - J - E - A - V - H - F
BCSR12A - 36.50 - P4.39 - W5.61 - N31.5 - J3.80 - E2.80 - A4.50 - V4.20 - H6 - F0
BCSH5A - 50.00 - P5.05 - W6.00 - N30.0 - A5.25 - V5.25 - H6 - F90

Delivery 出荷日
5 日目発送

Price 価格
P.597 ~ 599

Alterations 追加加工
型式 - L - P - W - N - J - E - A - V - H - F - (CGC・RGC・TC)
BCSR12A - 36.50 - P4.39 - W5.61 - N31.5 - J3.80 - E2.80 - A4.50 - V4.20 - H6 - F0 - TC0.5

Alterations	Code	Spec.	¥/1Code																						
	CGC	通常R≤0.1の形状継ぎ目部分を指定可能なC面に変更します。(45°) CGC=指定0.1mm単位 ● 0.1 ≤ CGC ≤ 5.0 and CGC < ℓ ● 先端形状別 加工限界	1A 5A 11A 500 2A 6A 900 7A 1B 2B 1,000 8A 12A 1,200																						
		<table border="1" style="width: 100%; border-collapse: collapse;"> <thead> <tr> <th>型式</th> <th>加工限界</th> </tr> </thead> <tbody> <tr> <td>BCS□ 1A</td> <td>CGC < (W-V)</td> </tr> <tr> <td>BCS□ 2A</td> <td>CGC < [(W-V)/2]</td> </tr> <tr> <td>BCS□ 5A</td> <td>CGC < (W-A)</td> </tr> <tr> <td>BCS□ 6A</td> <td>CGC < [(W-A)/2]</td> </tr> <tr> <td>BCS□ 7A</td> <td>CGC < (W-V) and CGC < [(P-E)/2]</td> </tr> <tr> <td>BCS□ 8A</td> <td>CGC < [(W-V)/2] and CGC < [(P-E)/2]</td> </tr> <tr> <td>BCS□ 11A</td> <td>CGC < (W-A)</td> </tr> <tr> <td>BCS□ 12A</td> <td>CGC < [(W-A)/2] and CGC < [(P-J)/2]</td> </tr> <tr> <td>BCS□ 1B</td> <td>CGC < [(P-E)/2]</td> </tr> <tr> <td>BCS□ 2B</td> <td>CGC < [(P-J)/2]</td> </tr> </tbody> </table>	型式	加工限界	BCS□ 1A	CGC < (W-V)	BCS□ 2A	CGC < [(W-V)/2]	BCS□ 5A	CGC < (W-A)	BCS□ 6A	CGC < [(W-A)/2]	BCS□ 7A	CGC < (W-V) and CGC < [(P-E)/2]	BCS□ 8A	CGC < [(W-V)/2] and CGC < [(P-E)/2]	BCS□ 11A	CGC < (W-A)	BCS□ 12A	CGC < [(W-A)/2] and CGC < [(P-J)/2]	BCS□ 1B	CGC < [(P-E)/2]	BCS□ 2B	CGC < [(P-J)/2]	
		型式	加工限界																						
		BCS□ 1A	CGC < (W-V)																						
BCS□ 2A	CGC < [(W-V)/2]																								
BCS□ 5A	CGC < (W-A)																								
BCS□ 6A	CGC < [(W-A)/2]																								
BCS□ 7A	CGC < (W-V) and CGC < [(P-E)/2]																								
BCS□ 8A	CGC < [(W-V)/2] and CGC < [(P-E)/2]																								
BCS□ 11A	CGC < (W-A)																								
BCS□ 12A	CGC < [(W-A)/2] and CGC < [(P-J)/2]																								
BCS□ 1B	CGC < [(P-E)/2]																								
BCS□ 2B	CGC < [(P-J)/2]																								
	RGC	通常R≤0.1の形状継ぎ目部分のRを指定できます。 RGC=指定0.1mm単位 ● 0.1 ≤ RGC ≤ 5.0 and RGC < ℓ ● 先端形状別 加工限界	1A 5A 11A 500 2A 6A 900 7A 1B 2B 1,000 8A 12A 1,200																						
		<table border="1" style="width: 100%; border-collapse: collapse;"> <thead> <tr> <th>型式</th> <th>加工限界</th> </tr> </thead> <tbody> <tr> <td>BCS□ 1A</td> <td>RGC < (W-V)</td> </tr> <tr> <td>BCS□ 2A</td> <td>RGC < [(W-V)/2]</td> </tr> <tr> <td>BCS□ 5A</td> <td>RGC < (W-A)</td> </tr> <tr> <td>BCS□ 6A</td> <td>RGC < [(W-A)/2]</td> </tr> <tr> <td>BCS□ 7A</td> <td>RGC < (W-V) and RGC < [(P-E)/2]</td> </tr> <tr> <td>BCS□ 8A</td> <td>RGC < [(W-V)/2] and RGC < [(P-E)/2]</td> </tr> <tr> <td>BCS□ 11A</td> <td>RGC < (W-A)</td> </tr> <tr> <td>BCS□ 12A</td> <td>RGC < [(W-A)/2] and RGC < [(P-J)/2]</td> </tr> <tr> <td>BCS□ 1B</td> <td>RGC < [(P-E)/2]</td> </tr> <tr> <td>BCS□ 2B</td> <td>RGC < [(P-J)/2]</td> </tr> </tbody> </table>	型式	加工限界	BCS□ 1A	RGC < (W-V)	BCS□ 2A	RGC < [(W-V)/2]	BCS□ 5A	RGC < (W-A)	BCS□ 6A	RGC < [(W-A)/2]	BCS□ 7A	RGC < (W-V) and RGC < [(P-E)/2]	BCS□ 8A	RGC < [(W-V)/2] and RGC < [(P-E)/2]	BCS□ 11A	RGC < (W-A)	BCS□ 12A	RGC < [(W-A)/2] and RGC < [(P-J)/2]	BCS□ 1B	RGC < [(P-E)/2]	BCS□ 2B	RGC < [(P-J)/2]	
		型式	加工限界																						
		BCS□ 1A	RGC < (W-V)																						
BCS□ 2A	RGC < [(W-V)/2]																								
BCS□ 5A	RGC < (W-A)																								
BCS□ 6A	RGC < [(W-A)/2]																								
BCS□ 7A	RGC < (W-V) and RGC < [(P-E)/2]																								
BCS□ 8A	RGC < [(W-V)/2] and RGC < [(P-E)/2]																								
BCS□ 11A	RGC < (W-A)																								
BCS□ 12A	RGC < [(W-A)/2] and RGC < [(P-J)/2]																								
BCS□ 1B	RGC < [(P-E)/2]																								
BCS□ 2B	RGC < [(P-J)/2]																								
	TC	フランジ幅変更(フランジ幅0.3~3.0の間で変更できます。) TC=指定0.1mm単位 ● L20.00~30.00 → 0.3 ≤ TC ≤ 1.5 L30.01~50.00 → 0.3 ≤ TC ≤ 2.5 L50.01~70.00 → 0.3 ≤ TC ≤ 3.0	200																						

ブロックコアピン
入れ子