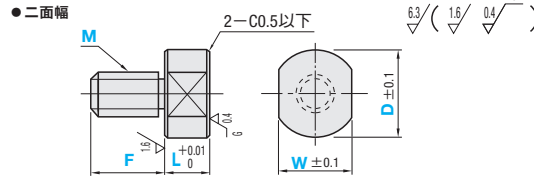
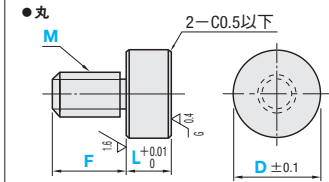


■特長：高さ方向の位置決めピンです。外径と高さはフリーでご指定いただけます。

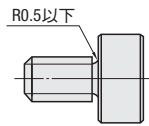
■丸・二面幅 おねじ



RoHS10



\*F寸指定タイプの  
首下はR0.5以下となります。  
タップ口元の面取りの大きさに  
ご注意ください。



| 型式  |                                  |        |                | L           | D                 | W       | F  |                   |
|---|----------------------------------|--------|----------------|-------------|-------------------|---------|----|-------------------|
| Type  | 形状記号                             | M (並目) | *締付トルク<br>N・cm | 指定0.01mm単位  | 指定1mm単位           | 指定1mm単位 | 固定 | 指定1mm単位           |
| JPH<br>BJPH<br>HJPH<br>SJPH<br>CJPH<br>TJPH | <丸><br>AF (F寸固定)<br>AFM (F寸指定)   | 3      | 147            | 2.00~10.00  | 5~30<br>(M<D<M×5) | 4~13    | 5  | 3~36<br>(M≦F≦M×3) |
|   |                                  | 4      | 333            |             |                   | 5~18    | 6  |                   |
|   |                                  | 5      | 676            |             |                   | 6~23    | 8  |                   |
|   |                                  | 6      | 1156           |             |                   | 7~28    | 10 |                   |
|   |                                  | 8      | 2803           |             |                   | 9~29    | 12 |                   |
|   |                                  | 10     | 5557           |             |                   | 11~29   | 15 |                   |
|   | <二面幅><br>AW (F寸固定)<br>AWM (F寸指定) | 3      | 147            | 10.00~50.00 |                   | 4~13    | 5  |                   |
|   |                                  | 4      | 333            |             |                   | 5~18    | 6  |                   |
|   |                                  | 5      | 676            |             |                   | 6~23    | 8  |                   |
|   |                                  | 6      | 1156           |             |                   | 7~28    | 10 |                   |
|   |                                  | 8      | 2803           |             |                   | 9~29    | 12 |                   |
|   |                                  | 10     | 5557           |             |                   | 11~29   | 15 |                   |

●M<W<D

■丸

| M (並目) | Y基準単価 |        |        |        | F寸指定   |        |        |         | Y基準単価   |         |         |         | F寸指定   |         |         |         |
|--------|-------|--------|--------|--------|--------|--------|--------|---------|---------|---------|---------|---------|--------|---------|---------|---------|
|        | JPHAF | BJPHAF | HJPHAF | SJPHAF | CJPHAF | TJPHAF | JPHAFM | BJPHAFM | HJPHAFM | SJPHAFM | CJPHAFM | TJPHAFM | JPHAFM | BJPHAFM | HJPHAFM | SJPHAFM |
| 3      | 1,080 | 1,180  | 1,450  | 1,620  | 1,830  | —      | 1,480  | 1,600   | 1,790   | 2,120   | 2,380   | 1,670   | 1,480  | 1,600   | 1,790   | 2,120   |
| 4      | 1,150 | 1,260  | 1,550  | 1,730  | 1,960  | —      | 1,560  | 1,680   | 1,890   | 2,250   | 2,410   | 1,770   | 1,560  | 1,680   | 1,890   | 2,250   |
| 5      | 1,270 | 1,390  | 1,710  | 1,900  | 2,160  | —      | 1,710  | 1,840   | 2,070   | 2,320   | 2,610   | 1,940   | 1,710  | 1,840   | 2,070   | 2,320   |
| 6      | 1,400 | 1,540  | 1,890  | 2,090  | 2,380  | —      | 1,850  | 2,070   | 2,250   | 2,530   | 2,860   | 2,110   | 1,850  | 2,070   | 2,250   | 2,530   |
| 8      | 1,570 | 1,720  | 2,110  | 2,350  | 2,660  | —      | 2,060  | 2,290   | 2,360   | 2,820   | 3,180   | 2,350   | 2,060  | 2,290   | 2,360   | 2,820   |
| 10     | 1,780 | 1,950  | 2,400  | 2,670  | 3,020  | —      | 2,310  | 2,420   | 2,660   | 3,190   | 3,590   | 2,480   | 2,310  | 2,420   | 2,660   | 3,190   |
| 12     | 2,030 | 2,230  | 2,740  | 3,060  | 3,470  | —      | 2,470  | 2,740   | 3,020   | 3,630   | 4,100   | 2,820   | 2,470  | 2,740   | 3,020   | 3,630   |

■二面幅

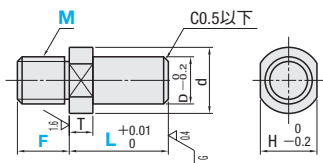
| M (並目) | Y基準単価 |        |        |        | F寸指定   |        |        |         | Y基準単価   |         |         |         | F寸指定   |         |         |         |
|--------|-------|--------|--------|--------|--------|--------|--------|---------|---------|---------|---------|---------|--------|---------|---------|---------|
|        | JPHAW | BJPHAW | HJPHAW | SJPHAW | CJPHAW | TJPHAW | JPHAWM | BJPHAWM | HJPHAWM | SJPHAWM | CJPHAWM | TJPHAWM | JPHAWM | BJPHAWM | HJPHAWM | SJPHAWM |
| 3      | 1,390 | 1,490  | 1,760  | 1,930  | 2,140  | 1,890  | 2,170  | 2,250   | 2,300   | 2,670   | 2,920   | 2,330   | 2,170  | 2,250   | 2,300   | 2,670   |
| 4      | 1,460 | 1,570  | 1,860  | 2,040  | 2,270  | 1,960  | 2,250  | 2,390   | 2,390   | 2,800   | 3,070   | 2,420   | 2,250  | 2,390   | 2,390   | 2,800   |
| 5      | 1,580 | 1,700  | 2,020  | 2,210  | 2,470  | 2,110  | 2,410  | 2,340   | 2,560   | 3,000   | 3,300   | 2,580   | 2,410  | 2,340   | 2,560   | 3,000   |
| 6      | 1,710 | 1,850  | 2,200  | 2,400  | 2,690  | 2,250  | 2,410  | 2,340   | 2,560   | 3,000   | 3,300   | 2,580   | 2,410  | 2,340   | 2,560   | 3,000   |
| 8      | 1,880 | 2,030  | 2,420  | 2,660  | 2,970  | 2,310  | 2,610  | 2,770   | 2,980   | 3,520   | 3,890   | 2,980   | 2,610  | 2,770   | 2,980   | 3,520   |
| 10     | 2,090 | 2,260  | 2,710  | 2,980  | 3,330  | 2,540  | 2,860  | 3,050   | 3,270   | 3,900   | 4,310   | 3,260   | 2,860  | 3,050   | 3,270   | 3,900   |
| 12     | 2,340 | 2,540  | 3,050  | 3,370  | 3,780  | 2,820  | 3,160  | 3,350   | 3,630   | 4,360   | 4,840   | 3,610   | 3,160  | 3,350   | 3,630   | 4,360   |

■ツバ付 おねじ



RoHS10

| M材質       | S表面処理                             | H硬度                          | Type  |        |
|-----------|-----------------------------------|------------------------------|-------|--------|
|           |                                   |                              | F寸固定  | F寸指定   |
| SKS3相当    | 四三酸化鉄皮膜<br>硬質クロムメッキ<br>メッキ厚 3μm以上 | 焼入硬度60~63HRC                 | JPHA  | JPHAM  |
|           |                                   | 焼入硬度60~63HRC                 | BJPHA | BJPHAM |
|           |                                   | 焼入硬度50~55HRC<br>メッキ硬度 750HV~ | HJPHA | HJPHAM |
| SUS304    | —                                 | —                            | SJPHA | SJPHAM |
| SUS440C相当 | —                                 | 焼入硬度50~55HRC                 | CJPHA | CJPHAM |
| SCM415    | —                                 | 浸炭焼入 55HRC~ (深度0.7~0.8)      | —     | TJPHAM |



\*F寸指定タイプの  
首下はR0.5以下となります。  
タップ口元の面取りの大きさに  
ご注意ください。

| 型式  |  |        |                | L           |    | F                 |    | D       |    | d       |    | T       |    | H       |    |
|---|--|--------|----------------|-------------|----|-------------------|----|---------|----|---------|----|---------|----|---------|----|
| Type  | 形状記号   | M (並目) | *締付トルク<br>N・cm | 指定0.01mm単位  | 固定 | 指定1mm単位           |    | 指定1mm単位 |    | 指定1mm単位 |    | 指定1mm単位 |    | 指定1mm単位 |    |
| <F寸固定><br>JPHA<br>BJPHA<br>HJPHA<br>SJPHA<br>CJPHA<br>TJPHA | <F寸指定><br>BJPHAM<br>HJPHAM<br>SJPHAM<br>CJPHAM<br>TJPHAM | 3      | 147            | 5.00~10.00  | 5  | 3~36<br>(M≤F≤M×3) | 3  | 5       | 3  | 5       | 3  | 3       | 3  | 3       | 3  |
|   |  | 4      | 333            |             | 6  |                   | 4  | 6       | 4  | 6       | 4  | 4       | 4  | 4       | 4  |
|   |  | 5      | 676            |             | 8  |                   | 5  | 8       | 5  | 8       | 5  | 5       | 5  | 5       | 5  |
|   |  | 6      | 1156           | 5.00~30.00  | 10 |                   | 6  | 10      | 6  | 10      | 6  | 6       | 6  | 6       | 6  |
|   |  | 8      | 2803           |             | 12 |                   | 8  | 12      | 8  | 12      | 8  | 8       | 8  | 8       | 8  |
|   |  | 10     | 5557           |             | 15 |                   | 10 | 14      | 10 | 14      | 10 | 10      | 10 | 10      | 10 |
| <F寸指定><br>BJPHAM<br>HJPHAM<br>SJPHAM<br>CJPHAM<br>TJPHAM    | <F寸指定><br>BJPHAM<br>HJPHAM<br>SJPHAM<br>CJPHAM<br>TJPHAM | 12     | 9702           | 10.00~50.00 | 15 |                   | 12 | 16      | 12 | 16      | 12 | 12      | 12 | 12      | 12 |
|   |  | 15     | 15,840         |             | 20 |                   | 15 | 20      | 15 | 20      | 15 | 15      | 15 | 15      | 15 |
|   |  | 20     | 28,000         |             | 25 |                   | 20 | 25      | 20 | 25      | 20 | 20      | 20 | 20      | 20 |
|   |  | 25     | 45,000         | 10.00~50.00 | 30 |                   | 25 | 30      | 25 | 30      | 25 | 25      | 25 | 25      | 25 |
|   |  | 30     | 72,000         |             | 35 |                   | 30 | 35      | 30 | 35      | 30 | 30      | 30 | 30      | 30 |
|   |  | 35     | 108,000        |             | 40 |                   | 35 | 40      | 35 | 40      | 35 | 35      | 35 | 35      | 35 |

| M (並目) | Y基準単価 |       |       |       | F寸指定  |       |        |        | Y基準単価  |        |        |       | F寸指定   |        |        |        |
|--------|-------|-------|-------|-------|-------|-------|--------|--------|--------|--------|--------|-------|--------|--------|--------|--------|
|        | JPHA  | BJPHA | HJPHA | SJPHA | CJPHA | JPHAM | BJPHAM | HJPHAM | SJPHAM | CJPHAM | TJPHAM | JPHAM | BJPHAM | HJPHAM | SJPHAM | CJPHAM |
| 3      | 900   | 990   | 1,210 | 1,350 | 1,540 | 1,310 | 1,440  | 1,590  | 1,800  | 2,030  | 1,490  | 1,310 | 1,440  | 1,590  | 1,800  | 2,030  |
| 4      | 960   | 1,050 | 1,290 | 1,430 | 1,630 | 1,390 | 1,510  | 1,680  | 1,900  | 2,140  | 1,570  | 1,390 | 1,510  | 1,680  | 1,900  | 2,140  |
| 5      | 1,050 | 1,150 | 1,410 | 1,590 | 1,800 | 1,510 | 1,630  | 1,830  | 2,080  | 2,340  | 1,710  | 1,510 | 1,630  | 1,830  | 2,080  | 2,340  |
| 6      | 1,160 | 1,270 | 1,560 | 1,740 | 1,970 | 1,580 | 1,790  | 1,920  | 2,270  | 2,390  | 1,790  | 1,580 | 1,790  | 1,920  | 2,270  | 2,390  |
| 8      | 1,300 | 1,430 | 1,750 | 1,960 | 2,210 | 1,750 | 1,960  | 2,120  | 2,380  | 2,670  | 1,960  | 1,750 | 1,960  | 2,120  | 2,380  | 2,670  |
| 10     | 1,480 | 1,620 | 1,990 | 2,230 | 2,520 | 1,960 | 2,230  | 2,390  | 2,700  | 3,020  | 2,230  | 1,960 | 2,230  | 2,390  | 2,700  | 3,020  |
| 12     | 1,700 | 1,870 | 2,290 | 2,550 | 2,890 | 2,230 | 2,360  | 2,560  | 3,050  | 3,440  | 2,390  | 2,230 | 2,360  | 2,560  | 3,050  | 3,440  |

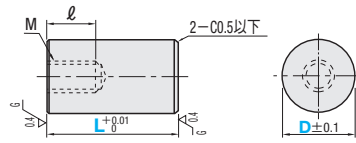
■丸・二面幅 めねじ



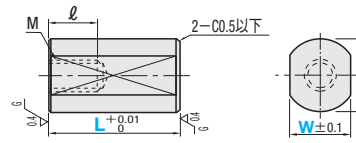
RoHS10

| M材質    | S表面処理                             | H硬度                           | 丸      |        | 二面幅    |        |
|--------|-----------------------------------|-------------------------------|--------|--------|--------|--------|
|        |                                   |                               | JPHUF  | JPHUW  | BJPHUF | BJPHUW |
| SKS3相当 | 四三酸化鉄皮膜<br>硬質クロムメッキ<br>メッキ厚 3μm以上 | 焼入硬度 60~63HRC                 | JPHUF  | JPHUW  | BJPHUF | BJPHUW |
|        |                                   | 焼入硬度 60~63HRC                 | BJPHUF | BJPHUW | BJPHUF | BJPHUW |
|        |                                   | 焼入硬度 50~55HRC<br>メッキ硬度 750HV~ | HJPHUF | HJPHUW | HJPHUF | HJPHUW |

●丸



●二面幅



| 型式                               |    | L           |         | W       |         | M (並目) |                | *締付トルク<br>N・cm |   | ℓ  |   |
|----------------------------------|----|-------------|---------|---------|---------|--------|----------------|----------------|---|----|---|
| Type                             | D  | 指定0.01mm単位  | 指定1mm単位 | 指定1mm単位 | 指定1mm単位 | M (並目) | *締付トルク<br>N・cm | ℓ              |   | ℓ  |   |
| <丸><br>JPHUF<br>BJPHUF<br>HJPHUF | 6  | 12.00~30.00 | —       | —       | —       | M3     | 147            | 5              | — | 5  | — |
|                                  | 8  | 16.00~30.00 | —       | —       | —       | M5     | 676            | 8              | — | 8  | — |
|                                  | 10 | 16.00~50.00 | 8~9     | —       | —       | M8     | 2803           | 12             | — | 12 | — |
|                                  | 12 | 16.00~50.00 | 8~11    | —       | —       |        |                |                |   |    |   |
|                                  | 16 | 22.00~50.00 | 11~15   | —       | —       |        |                |                |   |    |   |
|                                  | 20 | 22.00~50.00 | 11~19   | —       | —       |        |                |                |   |    |   |

●M+2<W<D ●二面幅はD≥10となります。

| D  | Y基準単価 丸 |        |        | Y基準単価 二面幅 |        |        |
|----|---------|--------|--------|-----------|--------|--------|
|    | JPHUF   | BJPHUF | HJPHUF | JPHUW     | BJPHUW | HJPHUW |
| 6  | 970     | 1,060  | 1,300  | —         | —      | —      |
| 8  | 1,060   | 1,160  | 1,430  | —         | —      | —      |
| 10 | 1,160   | 1,270  | 1,560  | 1,470     | 1,580  | 1,870  |
| 12 | 1,300   | 1,430  | 1,750  | 1,610     | 1,740  | 2,060  |
| 16 | 1,710   | 1,880  | 2,300  | 2,020     | 2,190  | 2,610  |
| 20 | 1,900   | 2,090  | 2,560  | 2,210     | 2,400  | 2,870  |

