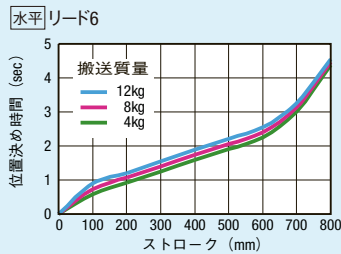
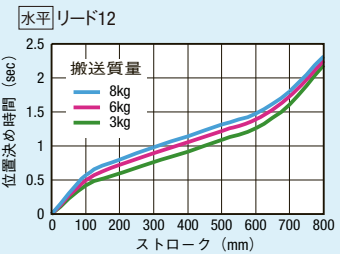


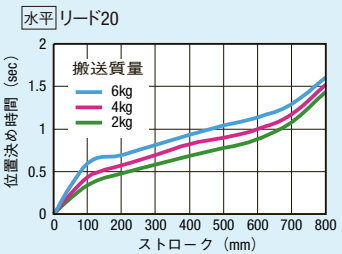
■RS3/RS3Cサイクルタイム線図(商品ページ: RS3 P.357/RS3C P.369)



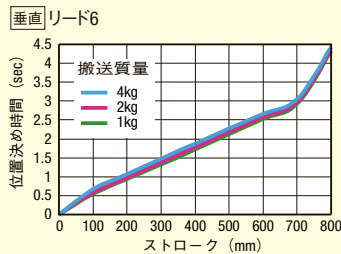
		sec							
st	0	100	200	300	400	500	600	700	800
12kg	0	0.90	1.21	1.55	1.88	2.21	2.55	3.26	4.56
8kg	0	0.74	1.07	1.40	1.73	2.07	2.40	3.13	4.46
4kg	0	0.59	0.92	1.25	1.59	1.92	2.25	3.01	4.37



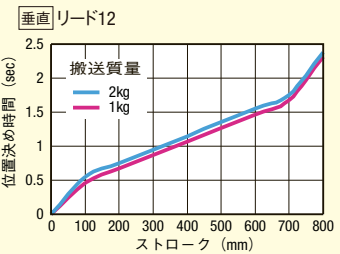
		sec							
st	0	100	200	300	400	500	600	700	800
8kg	0	0.57	0.80	0.98	1.14	1.31	1.48	1.80	2.32
6kg	0	0.50	0.72	0.89	1.06	1.22	1.39	1.72	2.25
3kg	0	0.42	0.59	0.76	0.92	1.09	1.26	1.61	2.19



		sec							
st	0	100	200	300	400	500	600	700	800
6kg	0	0.60	0.69	0.81	0.93	1.04	1.14	1.29	1.61
4kg	0	0.44	0.57	0.69	0.82	0.90	1.00	1.17	1.52
2kg	0	0.34	0.48	0.58	0.68	0.78	0.88	1.08	1.44



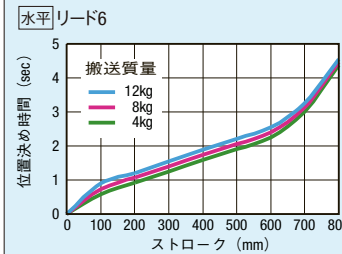
		sec							
st	0	100	200	300	400	500	600	700	800
4kg	0	0.67	1.07	1.47	1.87	2.27	2.67	3.07	4.42
2kg	0	0.58	0.98	1.38	1.78	2.18	2.58	2.98	4.35
1kg	0	0.53	0.93	1.33	1.73	2.13	2.53	2.93	4.31



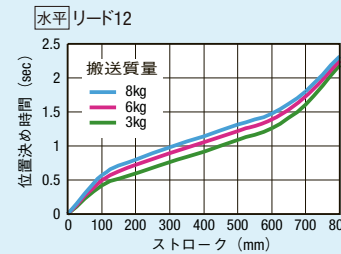
		sec							
st	0	100	200	300	400	500	600	700	800
2kg	0	0.55	0.75	0.95	1.15	1.35	1.55	1.75	2.38
1kg	0	0.46	0.67	0.87	1.07	1.27	1.47	1.67	2.31

<訂正用>

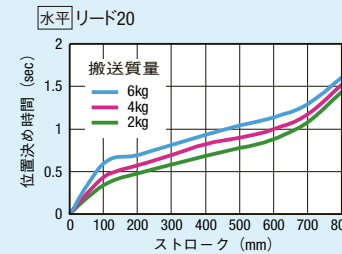
■RS3/RS3Cサイクルタイム線図(商品ページ: RS3 P.357/RS3C P.369)



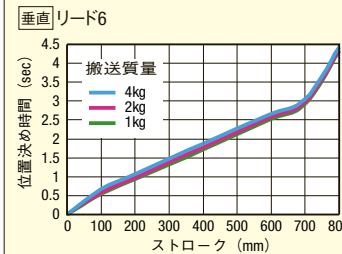
		sec							
st	0	100	200	300	400	500	600	700	800
12kg	0	0.90	1.21	1.55	1.88	2.21	2.55	3.26	4.56
8kg	0	0.74	1.07	1.40	1.73	2.07	2.40	3.13	4.46
4kg	0	0.59	0.92	1.25	1.59	1.92	2.25	3.01	4.37



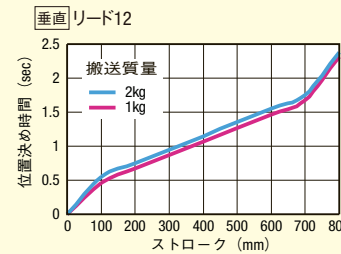
		sec							
st	0	100	200	300	400	500	600	700	800
8kg	0	0.57	0.80	0.98	1.14	1.31	1.48	1.80	2.32
6kg	0	0.50	0.72	0.89	1.06	1.22	1.39	1.72	2.25
3kg	0	0.42	0.59	0.76	0.92	1.09	1.26	1.61	2.19



		sec							
st	0	100	200	300	400	500	600	700	800
6kg	0	0.60	0.69	0.81	0.93	1.04	1.14	1.29	1.61
4kg	0	0.44	0.57	0.69	0.82	0.90	1.00	1.17	1.52
2kg	0	0.34	0.48	0.58	0.68	0.78	0.88	1.08	1.44

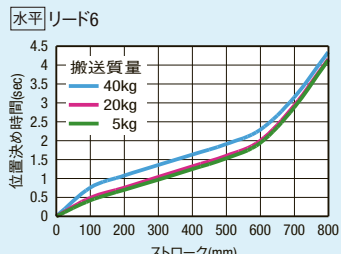


		sec							
st	0	100	200	300	400	500	600	700	800
4kg	0	0.67	1.07	1.47	1.87	2.27	2.67	3.07	4.42
2kg	0	0.58	0.98	1.38	1.78	2.18	2.58	2.98	4.35
1kg	0	0.53	0.93	1.33	1.73	2.13	2.53	2.93	4.31

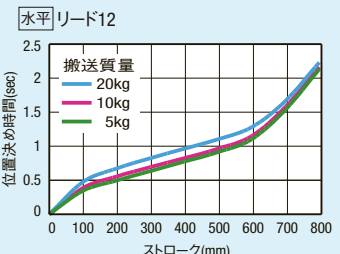


		sec							
st	0	100	200	300	400	500	600	700	800
2kg	0	0.55	0.75	0.95	1.15	1.35	1.55	1.75	2.38
1kg	0	0.46	0.67	0.87	1.07	1.27	1.47	1.67	2.31

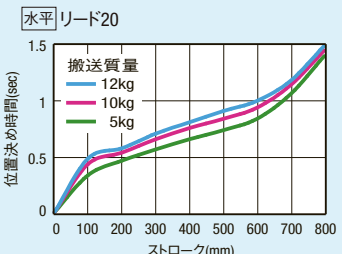
■RSH1サイクルタイム線図(商品ページ: RSH1 P.359)



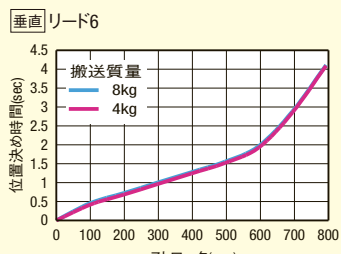
		sec							
st	0	100	200	300	400	500	600	700	800
40kg	0	0.76	1.08	1.36	1.63	1.91	2.29	3.15	4.34
20kg	0	0.49	0.76	1.04	1.32	1.60	2.00	2.93	4.16
5kg	0	0.42	0.70	0.97	1.25	1.53	1.94	2.88	4.13



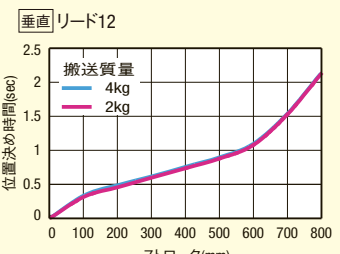
		sec							
st	0	100	200	300	400	500	600	700	800
20kg	0	0.48	0.68	0.83	0.97	1.11	1.29	1.68	2.25
10kg	0	0.39	0.56	0.70	0.83	0.97	1.16	1.59	2.18
5kg	0	0.35	0.50	0.64	0.78	0.92	1.11	1.55	2.15



		sec							
st	0	100	200	300	400	500	600	700	800
12kg	0	0.48	0.57	0.70	0.80	0.90	0.99	1.17	1.48
10kg	0	0.43	0.53	0.65	0.75	0.83	0.93	1.13	1.44
5kg	0	0.33	0.46	0.56	0.65	0.73	0.83	1.05	1.39



		sec							
st	0	100	200	300	400	500	600	700	800
8kg	0	0.46	0.73	1.01	1.29	1.57	1.98	2.91	4.15
4kg	0	0.42	0.69	0.97	1.25	1.53	1.94	2.88	4.13



		sec							
st	0	100	200	300	400	500	600	700	800
4kg	0	0.33	0.48	0.61	0.75	0.89	1.09	1.53	2.13
2kg	0	0.31	0.45	0.59	0.73	0.87	1.07	1.52	2.12